

## Line Texture Ring

Level: Intermediate/ Advanced

### <Materials>

Art Clay Silver Clay Type	Approx. 14g Depending on ring size
---------------------------	---------------------------------------

### <TOOL>

Diamond points (pear shape, cylinder shape and round shape), working sheet, wooden mandrel, ring size sheet or (memo pad and ring gauge), stainless steel brush, burnisher, spatula, medium fine file




Completed piece

### <Step by Step Guide>




1. Wrap a ring size sheet around the wooden mandrel tightly and make your ring 4 sizes larger than needed (Japanese ring size) to allow for shrinkage.



2. Make 14g of clay into a tapered clay rope, moisten the entire piece and wrap it around the mandrel tightly.




3. Cut off any extra clay with a craft knife and smear the join with your moistened finger.



4. Press the sides with a spatula to affix firmly on the mandrel, and dry completely.



5. Flatten the sides with sandpaper #320.



6. Place it on the working sheet and write the cross guidelines on the outside with a pencil.




7. Using the medium fine file, make a thick and wide top shape.



8. Write a center line on the outside with a pencil.



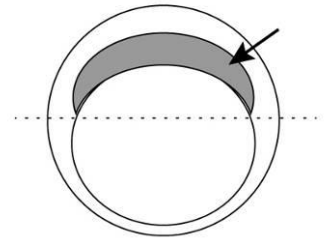
9. File the left and right edges to make round.




10. Write the half line on the inside (see Step 12).



11. Hollow out the inside with an under 1mm round shape diamond point. (See Step 12)




12. Do not hollow out too much. (Grey part only is supposed to be removed)



13. After firing, write the center line on the outside with an oil ink pen.



14. Make a line texture with a pear shape diamond point, working from sides towards the center line.



15. Make a line texture on the ring with lower angle than in Step 14, with the edges of a cylinder shape diamond point.



16. After making your texture, make a mirror finish on the inside with a burnisher. If there are any oil ink marks, clean off with some cleaning alcohol. Finish.